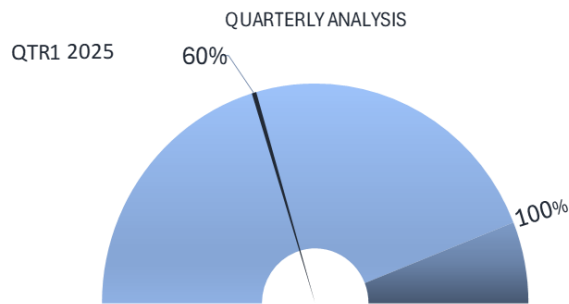
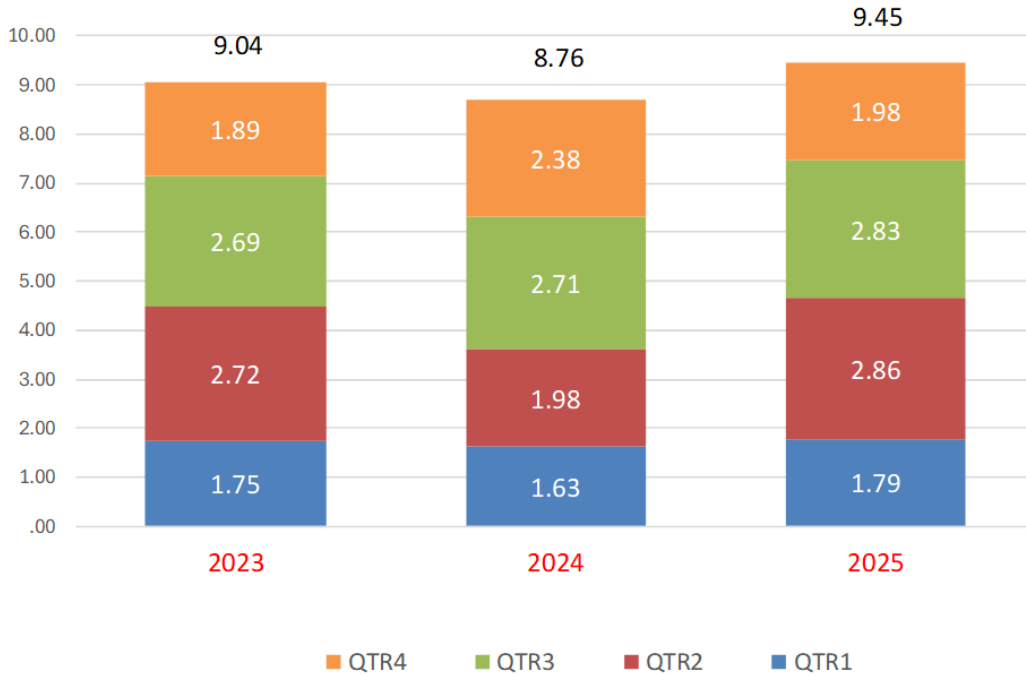


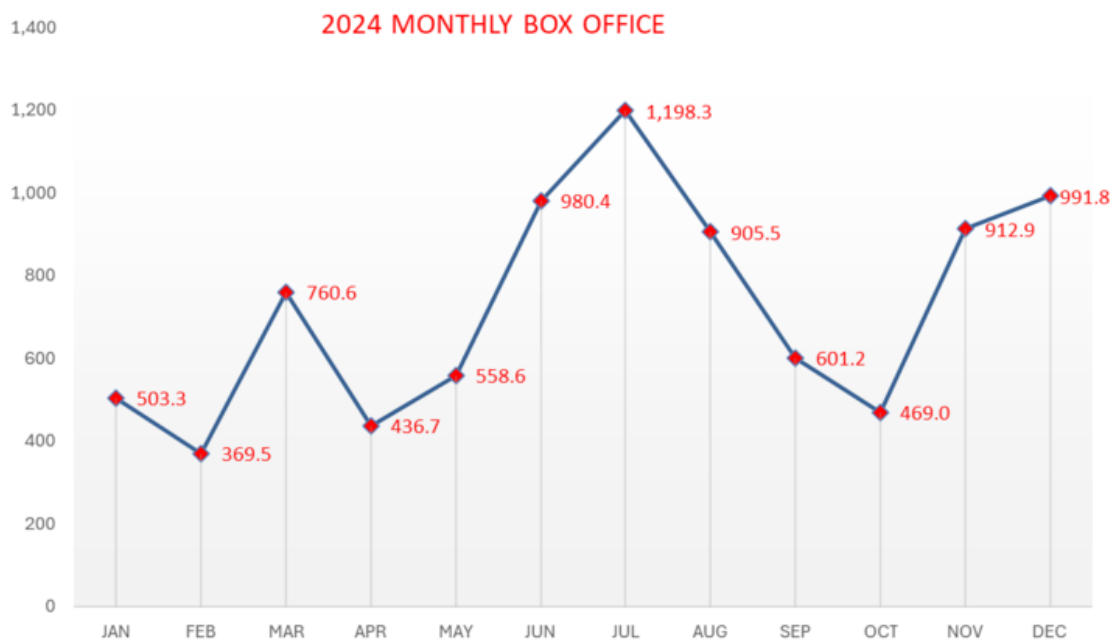
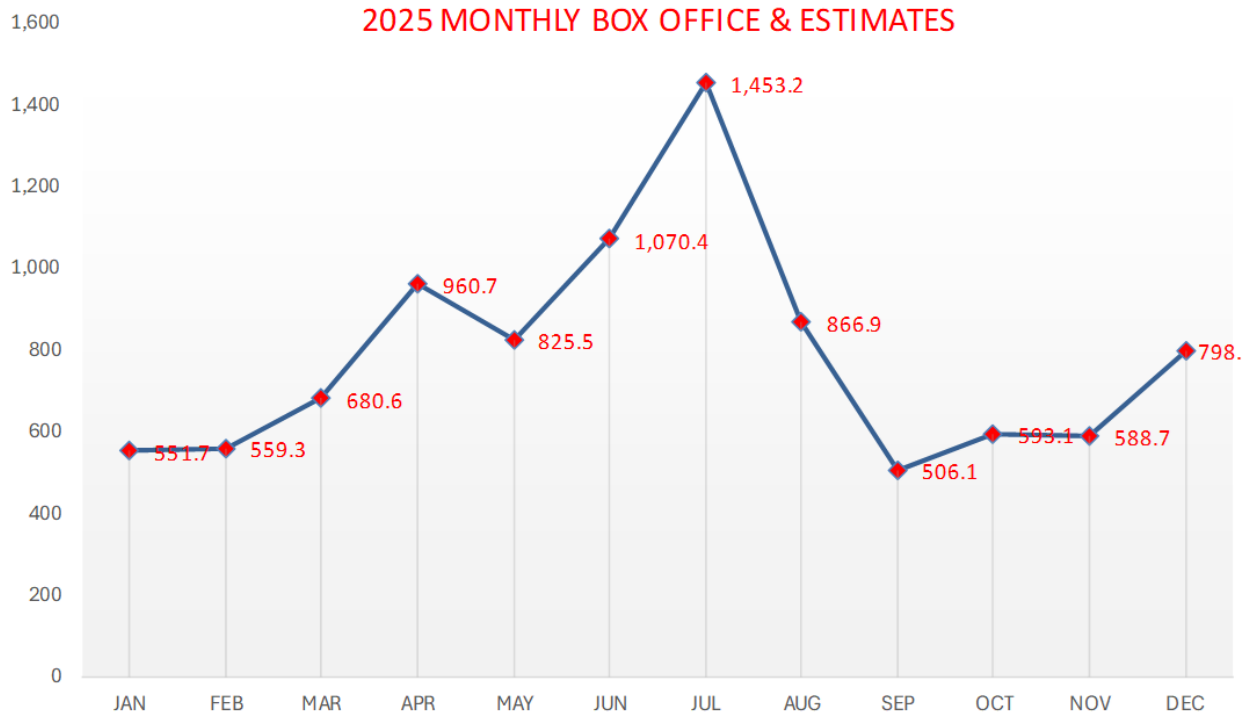


## MARKET INSIGHTS & INTELLIGENCE

### 2025 PROJECTION BY QUARTER (\$B)



2025	PROJ	ACTUAL	Δ %
JAN	623.6	551.7	-12%
FEB	532.7	559.3	0%
MAR	680.6	-	





## 2025 ESTIMATES BY MONTH

Month	2023			2024			2025		
	Monthly	Releases	Cume	Monthly	Releases	Cume	Monthly	Releases	Cume
JAN	593.5372	89	594	503.3	99	503	551.7	112	552
FEB	507.0031	111	1,101	370	125	873	<b>559.3</b>		1,111
MAR	647.7521	131	1,748	761	139	1,633	<b>680.6</b>		1,792
APR	914.3698	128	2,663	437	128	2,070	<b>960.7</b>		2,752
MAY	785.6696	105	3,448	559	126	2,629	<b>825.5</b>		3,578
JUN	1018.813	100	4,467	980	116	3,609	<b>1070.4</b>		4,648
JUL	1383.127	96	5,850	1,198	115	4,807	<b>1453.2</b>		6,101
AUG	825.089	107	6,675	905	122	5,713	<b>866.9</b>		6,968
SEP	481.7224	118	7,157	601	120	6,314	<b>506.1</b>		7,474
OCT	564.5478	117	7,722	469	129	6,783	<b>593.1</b>		8,067
NOV	560.3639	113	8,282	914	123	7,697	<b>588.7</b>		8,656
DEC	760.1113	136	9,042	1,001	143	8,761	<b>798.6</b>		9,455

\* All figures \$M, Red Italic = Projected Figures

## BOX OFFICE YOY & ADMISSIONS YOY

YOY BOX OFFICE & ESTIMATED ADMISSIONS												
WK	CURRENT YEAR 2025			ADM		PRIOR YEAR 2024			ADM		CHANGE	
	DATE	DBO	CUME	EST	TOT	DATE	DBO	CUME	EST	TOT	WK	CUME
1	1/3/25	139.0	139.0	15.3	15.3	1/5/24	113.3	113.3	12.4	12.4	19%	19%
2	1/10/25	104.1	243.1	11.4	26.7	1/12/24	139.4	252.6	15.3	27.7	-34%	-4%
3	1/17/25	113.4	356.5	12.4	39.1	1/19/24	87.3	340.0	9.6	37.3	23%	5%
4	1/24/25	87.7	444.3	9.6	48.8	1/26/24	73.9	413.9	8.1	45.4	16%	7%
5	1/31/25	87.0	526.5	9.6	57.8	2/2/24	70.6	448.9	7.7	49.3	19%	15%

\*All figures \$M



## TOP FILMS COMPARISON

WEEK NUMBER 5 01/31/2025										
Rank	Film	Distributor	WK	Gross \$	% Prev	Theaters	Change	Average	Cume \$	Proj \$
1	Dog Man	UNI	1	36.000		3,885		9,266	36.000	110.0
2	Companion	WB	1	9.500		3,285		2,892	9.500	30.0
3	Mufasa: The Lion King	DIS	7	6.113	-29%	3,180	-240	1,922	229.510	240.0
4	One of Them Days	SONY	3	6.000	-25%	2,306	-369	2,602	34.450	53.0
5	Flight Risk	LGF	2	5.600	-52%	3,161	n/c	1,772	20.908	30.0
6	Sonic the Hedgehog 3	PAR	7	3.225	-39%	2,665	-432	1,210	230.549	242.0
7	Moana 2	DIS	10	2.836	-32%	2,200	-350	1,289	453.895	460.0
8	A Complete Unknown	Searchlight	6	2.164	-30%	1,515	-495	1,428	66.692	80.0
9	The Brutalist	A24	7	1.866	-30%	1,612	+494	1,157	12.116	20.0
10	Den of Thieves 2: Pantera	LGF	4	1.600	-47%	1,471	-637	1,088	34.485	38.0
11	Presence	Neon	2	1.340	-60%	1,739	-11	771	5.883	10.0
12	Wicked	UNI	11	1.200	-49%	1,318	-813	910	470.862	475.0
13	Wolf Man	UNI	3	1.150	-65%	2,041	-1,313	563	19.943	25.0
14	Nosferatu	FOC	6	0.800	-60%	983	-990	814	94.768	98.0
15	Brave the Dark	Angel	2	0.770	-66%	1,700	-530	453	3.899	5.0

## SAME WEEK LAST YEAR

WEEK NUMBER 5 02/02/2024								
Rank	Film	Distributor	Gross \$	% Prev Wk	Theaters	Change	Average	Cume \$
1	Argylle	UNI	17.474		3,605		4,847	17.474
2	The Beekeeper	AMZ/MGM	5.282	-21%	3,277	-60	1,612	49.425
3	Wonka	WB	4.678	-17%	2,901	-113	1,613	201.035
4	Migration	UNI	4.192	-14%	2,830	-140	1,481	106.262
5	Mean Girls	PAR	3.836	-44%	3,107	-437	1,235	66.227
6	Anyone But You	SONY	3.452	-25%	2,619	-266	1,318	76.233
7	American Fiction	AMZ/MGM	2.398	-8%	1,902	+200	1,261	15.109
8	Poor Things	Searchlight	2.156	-26%	1,950	-350	1,106	28.212
9	Aquaman and the Lost Kingdom	WB	1.964	-28%	1,742	-376	1,128	120.738
10	Night Swim	UNI	1.463	-28%	1,700	-568	861	28.759
11	The Boys in the Boat	AMZ/MGM	1.375	-30%	1,526	-343	901	49.557
12	The Zone of Interest	A24	1.133	11%	594	+277	1,907	4.619
13	Origin	Neon	0.682	-48%	631	-33	1,081	3.596
14	The Iron Claw	A24	0.642	-34%	634	-292	1,012	34.735
15	The Boy and the Heron	GKIDS	0.447		394		1,135	44.953

\*All figures \$M

\*\*\*

### ARTISAN GATEWAY

International Cinema | Investment | Market Intelligence

www.artisangateway.com

The information utilized in the preparation of this report is deemed reliable, but there is no guaranty of accuracy or completeness. Artisan Gateway disclaims any liability for errors and/or omissions in providing this information. It is advised that clients always draw independent conclusions in all matters. The Artisan Gateway AG China Reports, AG China Production Reports, AG China Cinema Digest and accompanying email newsletters and reports (collectively AG Reports) are for the use of direct subscribers only. © 2025 Artisan Gateway Limited. All rights reserved. Proprietary and confidential; unauthorized copies shall not be made or transmitted.